

Construction Specification

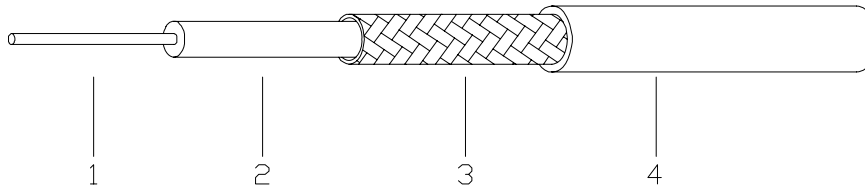
	Material	Diameter(mm)
1.Inner Conductor	Bare Copper	1.02
2.Dielectric	Physical Foam Polyethylene	4.57
3.Outer Conductor	Bonded Aluminum Foil+ Aluminum Braid	5.22
4.Jacket	PVC or PE	6.91

Electrical Characteristics

Capacitance(PF/m)	52
Impedance(ohm)	75
Velocity(%)	85
Shielding Effectiveness(>dB)	90
Max.Oper Voltage(VMS)	3000
Operating Temp.(°C)	-20 to +80/-40 to +80
VSWR≤(Return loss≥dB)	
VHF	1.2 (20)
UHF	1.2 (20)

Attenuation

Frequency(MHz)	Attenuation(>dB/100m)
5	1.95
50	4.79
100	6.40
200	8.96
550	15.85
750	18.87
800	19.80
1000	21.50



RoHS

Construction Specification

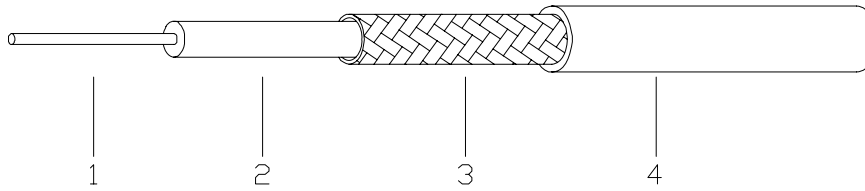
	Material	Diameter(mm)
1.Inner Conductor	Tinned Copper	19X0.18
2.Dielectric	Solid Polyethylene	2.95
3.Outer Conductor	Tinned Copper Braid	3.45
4.Jacket	PVC	4.95

Electrical Characteristics

Capacitance(PF/m)	101.05
Impedance(ohm)	50
Velocity(%)	66
Shielding Effectiveness(>dB)	70
Max.Oper Voltage(VMS)	1900
Operating Temp.(°C)	-20 to +80

Attenuation

Frequency(MHz)	Attenuation(>dB/100m)
100	15.1
400	30.8
1000	50.2



Construction Specification

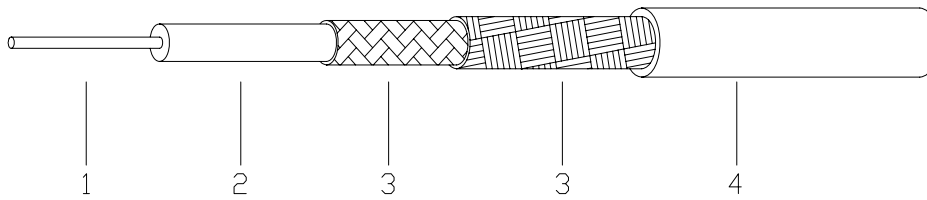
	Material	Diameter(mm)
1.Inner Conductor	Silver Plated Copper Clad Steel	0.94
2.Dielectric	PTFE	2.95
3.Outer Conductor	Double Silver Plated Copper Braid	3.45
4.Jacket	FEP	4.83

Electrical Characteristics

Capacitance(PF/m)	96.45
Impedance(ohm)	50
Velocity(%)	70
Bending Radius(mm)	25
Max.Oper Voltage(VMS)	1900
Max.Oper Frequency(MHz)	8000
Operating Temp.(°C)	-55 to +200

Attenuation

Frequency(MHz)	Attenuation(dB/100m)
100	12.5
400	25.6
1000	42.0
3000	78.1
5000	105.0



Construction Specification

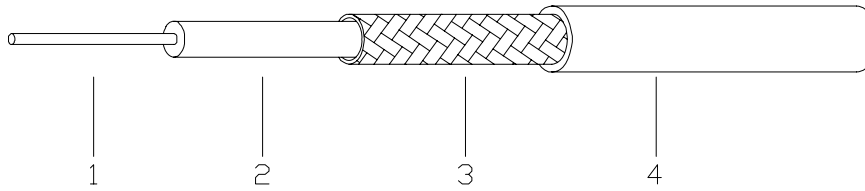
	Material	Diameter(mm)
1.Inner Conductor	Silver Plated Copper Clad Steel	0.94
2.Dielectric	PTFE	3.00
3.Outer Conductor	Double Silver Plated Copper Braid	3.95
4.Jacket	FEP	4.95

Electrical Characteristics

Capacitance(PF/m)	96.45
Impedance(ohm)	50
Velocity(%)	70
Bending Radius(mm)	25
Max.Oper Voltage(VMS)	1900
Max.Oper Frequency(MHz)	8000
Operating Temp.(°C)	-55 to +200

Attenuation

Frequency(MHz)	Attenuation(dB/100m)
100	12.5
400	25.6
1000	42.0
3000	78.1
5000	105.0



RoHS

Construction Specification

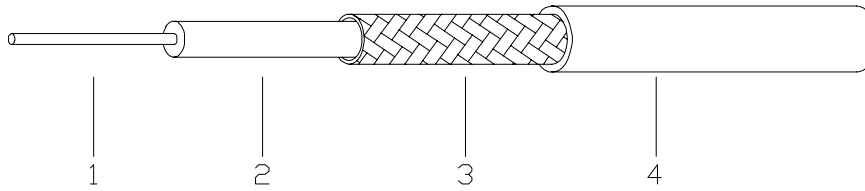
	Material	Diameter(mm)
1.Inner Conductor	Silver Plated Copper Clad Steel	7x0.16
2.Dielectric	PTFE	1.52
3.Outer Conductor	Silver Plated Copper Braid	2.05
4.Jacket	FEP	2.60

Electrical Characteristics

Capacitance(PF/m)	101.05
Impedance(ohm)	50
Velocity(%)	66
Bending Radius(mm)	10
Max.Oper Voltage(VMS)	1500
Max.Oper Frequency(MHz)	1000
Operating Temp(°C)	-20 to +80

Attenuation

Frequency(MHz)	Attenuation (dB/100m)
100	27.6
400	55.8
1000	89.9



RoHS

Construction Specification

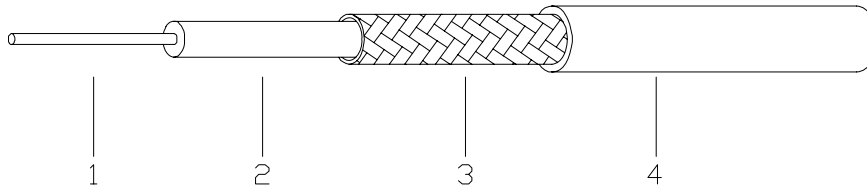
	Material	Diameter(mm)
1.Inner Conductor	Silver Plated Copper Clad Steel	7x0.102
2.Dielectric	PTFE	0.86
3.Outer Conductor	Silver Plated Copper Braid	1.30
4.Jacket	FEP	1.83

Electrical Characteristics

Capacitance(PF/m)	96.45
Impedance(ohm)	50
Velocity(%)	70
Bending Radius(mm)	10
Max.Oper Voltage(VMS)	1000
Max.Oper Frequency(MHz)	3000
Operating Temp(°C)	-55 to +200

Attenuation

Frequency(MHz)	Attenuation (dB/100m)
100	45.3
400	91.2
1000	145.7
3000	257.2



RoHS

Construction Specification

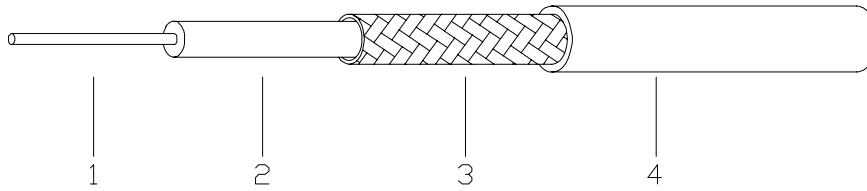
	Material	Diameter(mm)
1.Inner Conductor	Silver Plated Copper	7×0.102
2.Dielectric	PTFE	0.86
3.Outer Conductor	Silver Plated Copper Braid	1.30
4.Jacket	FEP	1.83

Electrical Characteristics

Capacitance(PF/m)	96.45
Impedance(ohm)	50
Velocity(%)	70
Bending Radius(mm)	10
Max.Oper Voltage(VMS)	1000
Max.Oper Frequency(MHz)	3000
Operating Temp(°C)	-55 to +150

Attenuation

Frequency(MHz)	Attenuation (dB/100m)
100	45.3
400	91.2
1000	146.0
3000	265.0



RoHS

Construction Specification

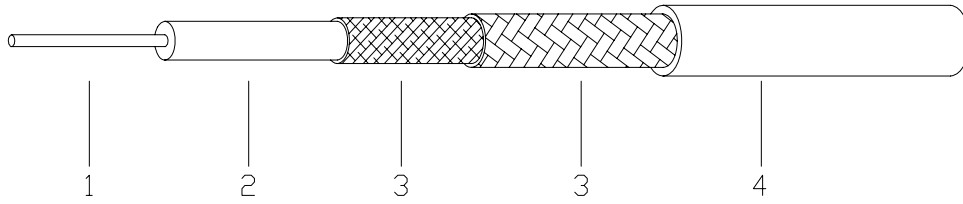
	Material	Diameter(mm)
1.Inner Conductor	Silver Plated Copper Clad Steel	7x0.102
2.Dielectric	PTFE	1.60
3.Outer Conductor	Silver Plated Copper Braid	2.04
4.Jacket	FEP	2.54

Electrical Characteristics

Capacitance(PF/m)	63.65
Impedance(ohm)	75
Velocity(%)	70
Bending Radius(mm)	10
Max.Oper Voltage(VMS)	1200
Max.Oper Frequency(MHz)	400
Operating Temp.(°C)	-55 to +200

Attenuation

Frequency(MHz)	Attenuation (dB/100m)
100	26.6
400	54.1
1000	86.9



Construction Specification

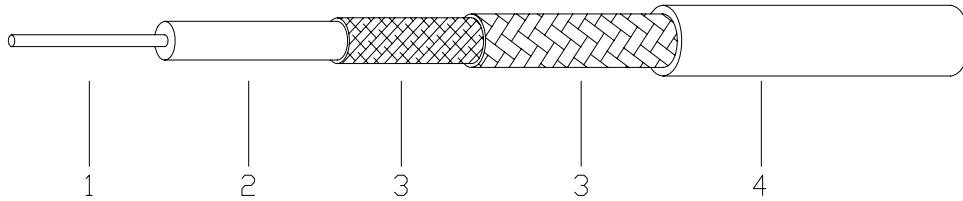
	Material	Diameter(mm)
1.Inner Conductor	Silver Plated Copper Clad Steel	7x0.102
2.Dielectric	PTFE	1.60
3.Outer Conductor	Double Silver Plated Copper Braid	2.50
4.Jacket	FEP	3.00

Electrical Characteristics

Capacitance(PF/m)	64
Impedance(ohm)	75
Velocity(%)	70
Bending Radius(mm)	10
Max.Oper Voltage(VMS)	1200
Max.Oper Frequency(MHz)	400
Operating Temp.(°C)	-55 to +150

Attenuation

Frequency(MHz)	Attenuation (dB/100m)
100	26.6
400	54.1
1000	86.9



Construction Specification

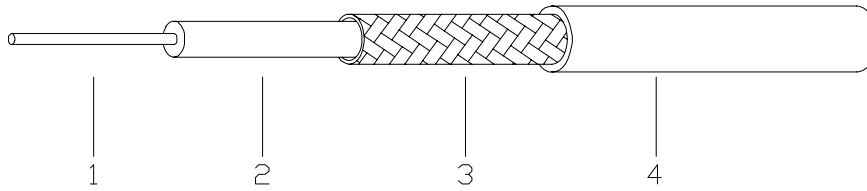
	Material	Diameter(mm)
1.Inner Conductor	Silver Plated Copper	7x0.102
2.Dielectric	FEP	1.60
3.Outer Conductor	Double Silver Plated Copper Braid	2.50
4.Jacket	FEP	3.00

Electrical Characteristics

Capacitance(PF/m)	64
Impedance(ohm)	75
Velocity(%)	70
Bending Radius(mm)	10
Max.Oper Voltage(VMS)	1200
Max.Oper Frequency(MHz)	400
Operating Temp.(°C)	-55 to +150

Attenuation

Frequency(MHz)	Attenuation (dB/100m)
100	26.6
400	54.1
1000	87.5



RoHS

Construction Specification

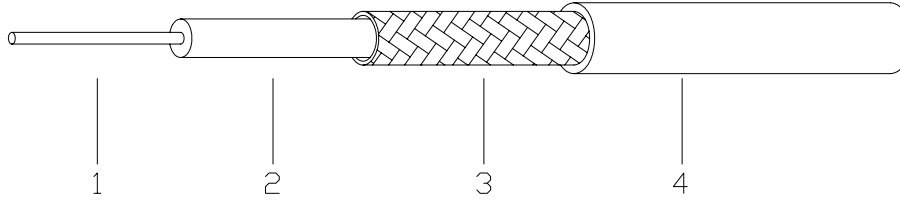
	Material	Diameter(mm)
1.Inner Conductor	Silver Plated Copper	7x0.102
2.Dielectric	PTFE	1.60
3.Outer Conductor	Silver Plated Copper Braid	2.04
4.Jacket	FEP	2.54

Electrical Characteristics

Capacitance(PF/m)	63.65
Impedance(ohm)	75
Velocity(%)	70
Bending Radius(mm)	10
Max.Oper Voltage(VMS)	1200
Max.Oper Frequency(MHz)	400
Operating Temp.(°C)	-55 to +150

Attenuation

Frequency(MHz)	Attenuation (dB/100m)
100	26.6
400	54.1
1000	87.5



Construction Specification

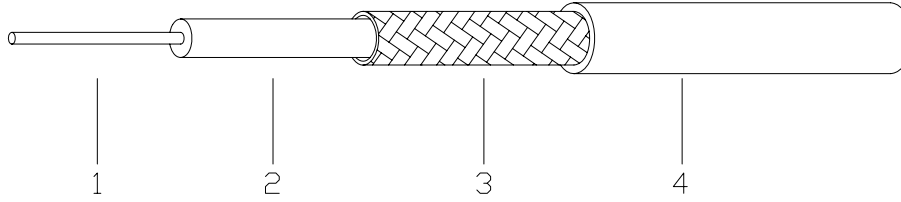
	Material	Diameter(mm)
1.Inner Conductor	Silver Plated Copper Clad Steel	7×0.17
2.Dielectric	PTFE	1.52
3.Outer Conductor	Silver Plated Copper Braid	1.95
4.Jacket	PTFE	2.67

Electrical Characteristics

Capacitance(PF/m)	96.45
Impedance(ohm)	50
Velocity (%)	70
Bending Radius (mm)	13
Max.Operating Voltage(VMS)	1200
Max.Operating Frequency(MHz)	3000
Operating Temp. (°C)	- 55 to + 250

Attenuation (Nominal)

Frequency(MHz)	Attenuation (dB/100m)
100	26.2
400	53.1
1000	85.6
3000	153.2



Construction Specification

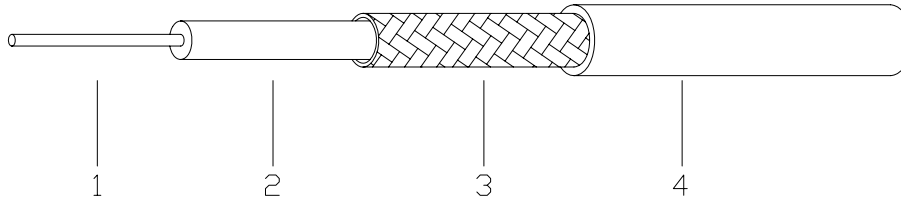
	Material	Diameter(mm)
1.Inner Conductor	Silver Plated Copper Clad Steel	7×0.102
2.Dielectric	PTFE	0.86
3.Outer Conductor	Silver Plated Copper Braid	1.30
4.Jacket	PTFE	1.71

Electrical Characteristics

Capacitance(PF/m)	96.45
Impedance(ohm)	50
Velocity (%)	70
Bending Radius (mm)	10
Max.Operating Voltage(VMS)	1000
Max.Operating Frequency(MHz)	3000
Operating Temp. (°C)	- 55 to + 250

Attenuation

Frequency(MHz)	Attenuation (dB/100m)
100	45.3
400	91.2
1000	145.7
3000	257.2



RoHS

Construction Specification

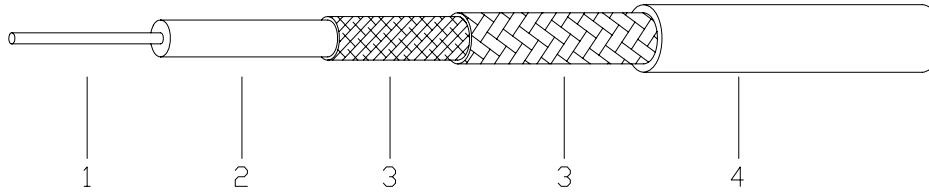
	Material	Diameter(mm)
1.Inner Conductor	Bare Copper	7×0.752
2.Dielectric	Solid Polyethylene	7.24
3.Outer Conductor	Bare Copper Braid	7.85
4.Jacket	PVC	10.30

Electrical Characteristics

Capacitance(PF/m)	101.05
Impedance(ohm)	50
Velocity(%)	66
Bending Radius(mm)	40
Max.Oper Voltage(VMS)	5000
Max.Oper Frequency(MHz)	1000
Operating Temp.(°C)	-20 to +80

Attenuation

Frequency(MHz)	Attenuation (dB/100m)
100	6.6
400	14.1
1000	24.0



Construction Specification

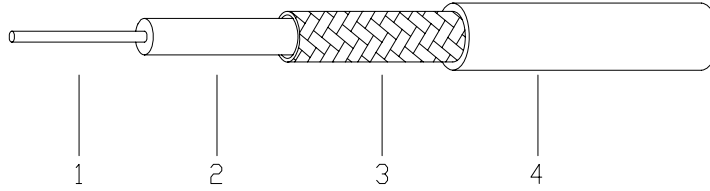
	Material	Diameter(mm)
1.Inner Conductor	Silver Plated Copper Clad Steel	7×0.752
2.Dielectric	Solid Polyethylene	7.24
3.Outer Conductor	Double Silver Plated Copper Braid	8.40
4.Jacket	PVC	10.80

Electrical Characteristics

Capacitance(PF/m)	101.05
Impedance(ohm)	50
Velocity(%)	66
Bending Radius(mm)	40
Max.Oper Voltage(VMS)	5000
Max.Oper Frequency(MHz)	11000
Operating Temp(°C)	-20 to +80

Attenuation

Frequency(MHz)	Attenuation (dB/100m)
100	6.6
400	14.1
1000	24.0
3000	46.6
5000	64.6
11000	110.9



RoHS

Construction Specification

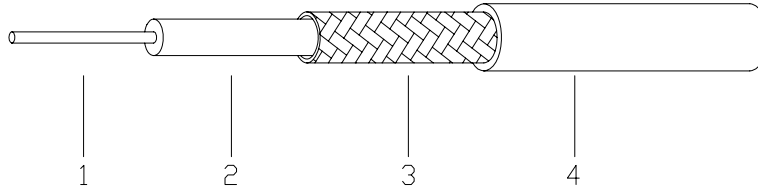
	Material	Diameter(mm)
1.Inner Conductor	Silver Plated Copper Clad Steel	0.90
2.Dielectric	Solid Polyethylene	2.95
3.Outer Conductor	Double Silver Plated Copper Braid	3.95
4.Jacket	PVC	5.30

Electrical Characteristics

Capacitance(PF/m)	101.05
Impedance(ohm)	50
Velocity(%)	66
Bending Radius(mm)	25
Max.Oper Voltage(VMS)	1900
Max.Oper Frequency(MHz)	12400
Operating Temp(°C)	-20 to +80

Attenuation

Frequency(MHz)	Attenuation (dB/100m)
100	13.1
400	26.9
1000	44.0
3000	81.4
5000	109.9
11000	177.5



RoHS

Construction Specification

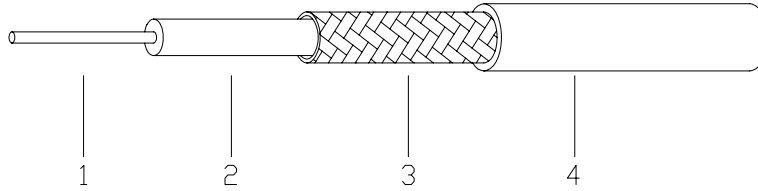
	Material	Diameter(mm)
1.Inner Conductor	Silver Plated Copper Clad Steel	0.94
2.Dielectric	PTFE	3.00
3.Outer Conductor	Silver Plated Copper Braid	3.50
4.Jacket	FEP	4.32

Electrical Characteristics

Capacitance(PF/m)	96.45
Impedance(ohm)	50
Velocity(%)	70
Bending Radius(mm)	20
Max.Oper Voltage(VMS)	1900
Max.Oper Frequency(MHz)	3000
Operating Temp(°C)	-55 to +200

Attenuation

Frequency(MHz)	Attenuation (dB/100m)
100	12.5
400	25.6
1000	42.0
3000	78.1



RoHS

Construction Specification

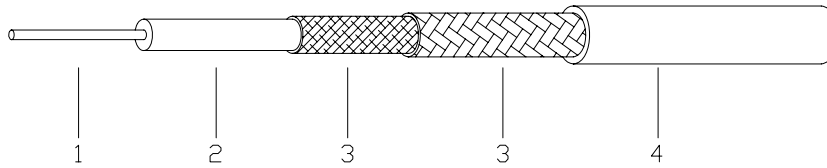
	Material	Diameter(mm)
1.Inner Conductor	Silver Plated Copper Clad Steel	7×0.17
2.Dielectric	PTFE	1.52
3.Outer Conductor	Silver Plated Copper Braid	1.95
4.Jacket	FEP	2.50

Electrical Characteristics

Capacitance(PF/m)	96.45
Impedance(ohm)	50
Velocity(%)	70
Bending Radius(mm)	13
Max.Oper Voltage(VMS)	1200
Max.Oper Frequency(MHz)	3000
Operating Temp(°C)	-55 to +200

Attenuation

Frequency(MHz)	Attenuation (dB/100m)
100	26.2
400	53.1
1000	85.6
3000	153.2



RoHS

Construction Specification

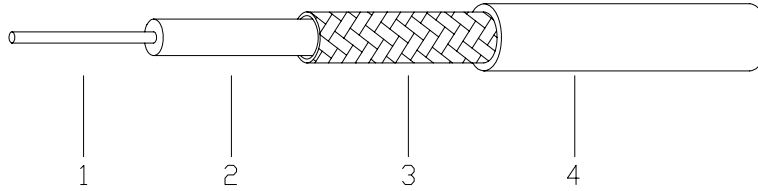
	Material	Diameter(mm)
1.Inner Conductor	Silver Plated Copper	7X0.17
2.Dielectric	FEP	1.52
3.Outer Conductor	Double Silver Plated Copper Braid	2.40
4.Jacket	FEP	2.90

Electrical Characteristics

Capacitance(PF/m)	96.45
Impedance(ohm)	50
Velocity(%)	70
Bending Radius(mm)	15
Max.Oper Voltage(VMS)	1200
Max.Oper Frequency(MHz)	3000
Operating Temp(°C)	-55 to +150

Attenuation

Frequency(MHz)	Attenuation (dB/100m)
100	26.2
400	53.1
1000	86.0
3000	165.0



RoHS

Construction Specification

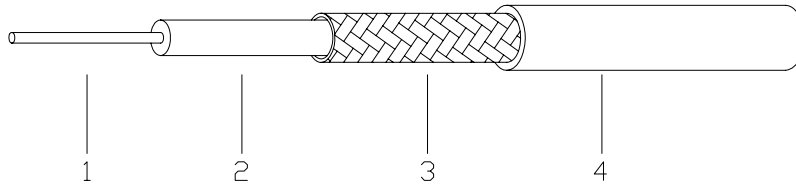
	Material	Diameter(mm)
1.Inner Conductor	Silver Plated Copper	7×0.17
2.Dielectric	FEP	1.52
3.Outer Conductor	Silver Plated Copper Braid	1.95
4.Jacket	FEP	2.50

Electrical Characteristics

Capacitance(PF/m)	96.45
Impedance(ohm)	50
Velocity(%)	70
Bending Radius(mm)	13
Max.Oper Voltage(VMS)	1200
Max.Oper Frequency(MHz)	3000
Operating Temp(°C)	-55 to +150

Attenuation

Frequency(MHz)	Attenuation (dB/100m)
100	26.2
400	53.1
1000	86.0
3000	165.0



RoHS

Construction Specification

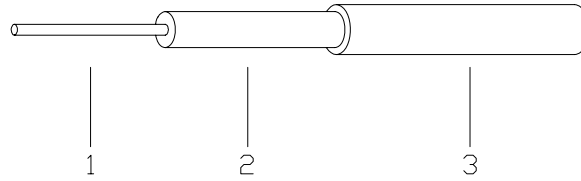
	Material	Diameter(mm)
1.Inner Conductor	Silver Plated Copper Clad Steel	19X0.203
2.Dielectric	PTFE	3.00
3.Outer Conductor	Double Silver Plated Copper Braid	3.95
4.Jacket	FEP	4.95

Electrical Characteristics

Capacitance(PF/m)	105
Impedance(ohm)	50
Velocity(%)	70
Bending Radius(mm)	25
Max.Oper Voltage(VMS)	1900
Max.Oper Frequency(MHz)	12400
Operating Temp(°C)	-55 to +200

Attenuation

Frequency(MHz)	Attenuation (dB/100m)
100	14.4
400	29.5
1000	48.2
3000	88.3
5000	118.4
11000	189.9



Construction Specification

	Material	Diameter(mm)
1.Inner Conductor	Silver Plated Copper Clad Steel Silver Plated Copper	0.94
2.Dielectric	PTFE	3.00
3.Outer Conductor	Copper Tube	3.58

Electrical Characteristics

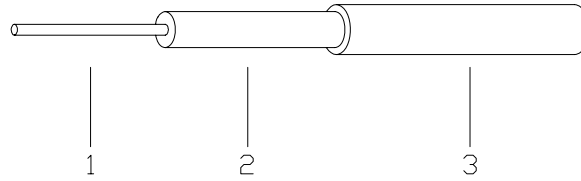
Capacitance(PF/m)	95.1
Impedance(ohm)	50
Corona Extinction Voltage(VRMS@60Hz)	1900
Voltage Withstanding (VRMS@60Hz)	5000
Moding Frequency(GHz)	34

Mechanical Characteristics

Min.Inside Bend Radius(mm)	12.5
Outer Conductor Integrity Temp.(°C)	175
Operating Temp.(°C)	-55 to +125

Attenuation & Average Power @ 20°C and Sea Level

Frequency(GHz)	Attenuation (dB/100m)	Power (Watts CW)
0.5	26.0	600.5
1.0	38.0	417.5
5.0	91.0	174.4
10.0	137.0	117.5
20.0	209.0	77.9



Construction Specification

	Material	Diameter(mm)
1.Inner Conductor	Silver Plated Copper Clad Steel Silver Plated Copper	0.51
2.Dielectric	PTFE	1.68
3.Outer Conductor	Copper Tube	2.20

Electrical Characteristics

Capacitance(PF/m)	95.1
Impedance(ohm)	50
Corona Extinction Voltage(VRMS@60Hz)	1500
Voltage Withstanding (VRMS@60Hz)	5000
Moding Frequency(GHz)	61

Mechanical Characteristics

Min.Inside Bend Radius(mm)	7.63
Outer Conductor Integrity Temp.(°C)	175
Operating Temp.(°C)	-55 to 125

Attenuation & Average Power @ 20°C and Sea Level

Frequency(GHz)	Attenuation (dB/100m)	Power (Watts CW)
0.5	45.0	232.0
1.0	64.0	162.4
5.0	151.0	69.8
10.0	222.0	47.9
20.0	329.0	32.6