

Construction Specification

	Material	Diameter(mm)
1.Inner Conductor	Solid Copper or Copper Clad Steel	0.46
2.Dielectric	Solid Polyethylene	1.52
3.Outer Conductor	Bonded Aluminum Foil + Tinned Copper Braid	2.11
4.Jacket	Black PVC or Polyethylene	2.79

Electrical Characteristics

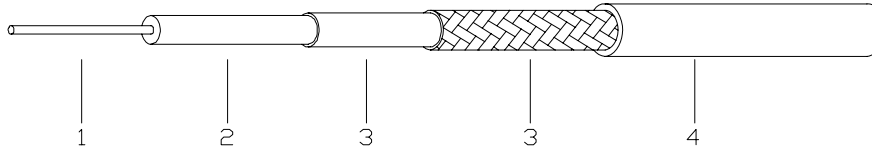
Capacitance(PF/m)	101.1
Impedance(ohm)	50
Velocity (%)	66
Inner Conductor DC Resistance(Ω /km)	266
Outer Conductor DC Resistance(Ω /km)	31.2
Shielding Effectiveness(dB)	>90

Mechanical Characteristics

Min.Bend Radius (mm)	14
Storage Temp.($^{\circ}$ C)	-25 to +70
Installation Temp.($^{\circ}$ C)	-25 to +70
Operating Temp($^{\circ}$ C)	-25 to +70

Attenuation & Average Power @ 20 $^{\circ}$ C and Seal Level

Frequency(MHz)	Attenuation(\geq dB/100m)	Avg.Power(KW)
30	12.90	0.23
50	16.70	0.18
150	29.40	0.10
220	35.80	0.08
450	51.90	0.06
900	74.90	0.04
1500	98.70	0.03
1800	109.00	0.03
2000	115.50	0.03
2500	130.60	0.02
3000	143.80	0.02
5800	210.30	0.01



Construction Specification

	Material	Diameter(mm)
1.Inner Conductor	Solid Copper	1.12
2.Dielectric	Physical Foam Polyethylene	2.95
3.Outer Conductor	Bonded Aluminum Foil + Tinned Copper Braid	3.66
4.Jacket	Black PVC or Polyethylene	4.95

Electrical Characteristics

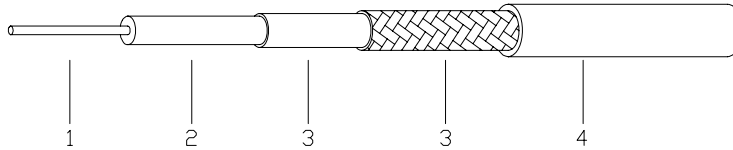
Capacitance(PF/m)	80.4
Impedance(ohm)	50
Velocity (%)	83
Inner Conductor DC Resistance(Ω /km)	17.59
Outer Conductor DC Resistance(Ω /km)	16.08
Shielding Effectiveness(dB)	>90

Mechanical Characteristics

Min.Bend Radius (mm)	25
Storage Temp.($^{\circ}$ C)	-25 to +70
Installation Temp.($^{\circ}$ C)	-25 to +70
Operating Temp($^{\circ}$ C)	-25 to +70

Attenuation & Average Power @ 20 $^{\circ}$ C and Seal Leavel

Frequency(MHz)	Attenuation(∇ dB/100m)	Avg.Power(KW)
30	5.80	0.91
50	7.50	0.70
150	13.10	0.40
220	15.90	0.33
450	22.80	0.23
900	32.60	0.16
1500	42.40	0.12
1800	46.60	0.11
2000	49.30	0.11
2500	55.40	0.10
3000	60.20	0.09
5800	86.50	0.06



Construction Specification

	Material	Diameter(mm)
1.Inner Conductor	Solid Copper	1.42
2.Dielectric	Physical Foam Polyethylene	3.81
3.Outer Conductor	Bonded Aluminum Foil + Tinned Copper Braid	4.52
4.Jacket	Black PVC or Polyethylene	6.10

Electrical Characteristics

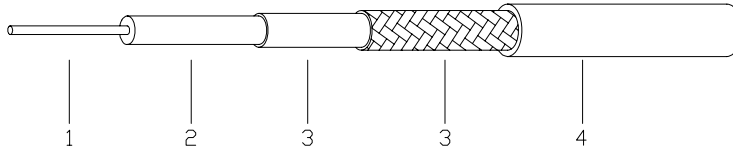
Capacitance(PF/m)	79.4
Impedance(ohm)	50
Velocity (%)	84
Inner Conductor DC Resistance(Ω /km)	10.50
Outer Conductor DC Resistance(Ω /km)	12.76
Shielding Effectiveness(dB)	>90

Mechanical Characteristics

Min.Bend Radius (mm)	30
Storage Temp.($^{\circ}$ C)	-25 to +70
Installation Temp.($^{\circ}$ C)	-25 to +70
Operating Temp($^{\circ}$ C)	-25 to +70

Attenuation & Average Power @ 20 $^{\circ}$ C and Seal Leavel

Frequency(MHz)	Attenuation(\geq dB/100m)	Avg.Power(KW)
30	4.40	1.30
50	5.70	1.00
150	9.90	0.58
220	12.00	0.48
450	17.30	0.33
900	24.80	0.23
1500	32.40	0.18
1800	35.60	0.16
2000	37.70	0.15
2500	42.40	0.13
3000	46.50	0.12
5800	66.80	0.09



Construction Specification

	Material	Diameter(mm)
1.Inner Conductor	Solid Copper or Copper Clad Aluminium	1.78
2.Dielectric	Physical Foam Polyethylene	4.83
3.Outer Conductor	Bonded Aluminum Foil + Tinned Copper Braid	5.72
4.Jacket	Black PVC or Polyethylene	7.62

Electrical Characteristics

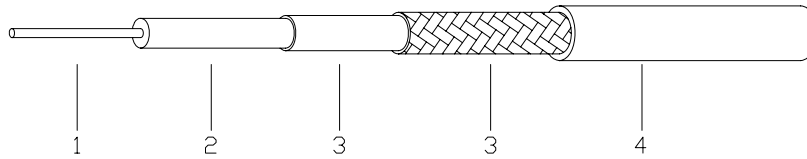
Capacitance(PF/m)	78.8
Impedance(ohm)	50
Velocity (%)	85
Inner Conductor DC Resistance(Ω /km)	6.96
Outer Conductor DC Resistance(Ω /km)	7.25
Shielding Effectiveness(dB)	>90

Mechanical Characteristics

Min.Bend Radius (mm)	38
Storage Temp.($^{\circ}$ C)	-25 to +70
Installation Temp.($^{\circ}$ C)	-25 to +70
Operating Temp($^{\circ}$ C)	-25 to +70

Attenuation & Average Power @ 20 $^{\circ}$ C and Seal Level

Frequency(MHz)	Attenuation(dB/100m)	Avg.Power(KW)
30	3.50	1.78
50	4.50	1.38
150	7.90	0.79
220	9.60	0.65
450	13.80	0.45
900	19.90	0.31
1500	26.00	0.24
1800	28.70	0.22
2000	30.30	0.21
2500	34.20	0.18
3000	37.50	0.17
5800	54.30	0.11



Construction Specification

	Material	Diameter(mm)
1.Inner Conductor	Solid Copper or Copper Clad Aluminium	2.74
2.Dielectric	Physical Foam Polyethylene	7.24
3.Outer Conductor	Bonded Aluminum Foil + Tinned Copper Braid	8.13
4.Jacket	Black PVC or Polyethylene	10.29

Electrical Characteristics

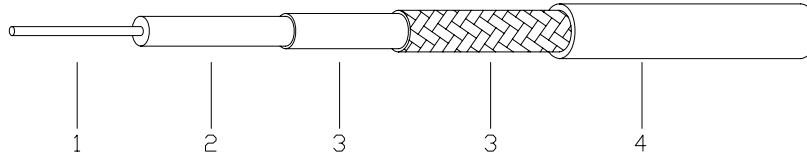
Capacitance(PF/m)	77.1
Impedance(ohm)	50
Velocity (%)	85
Inner Conductor DC Resistance(Ω /km)	2.92
Outer Conductor DC Resistance(Ω /km)	5.41
Shielding Effectiveness(dB)	>90

Mechanical Characteristics

Min.Bend Radius (mm)	51
Storage Temp.($^{\circ}$ C)	-25 to +70
Installation Temp.($^{\circ}$ C)	-25 to +70
Operating Temp($^{\circ}$ C)	-25 to +70

Attenuation & Average Power @ 20 $^{\circ}$ C and Seal Leavel

Frequency(MHz)	Attenuation(dB/100m)	Avg.Power(KW)
30	2.20	2.91
50	2.90	2.21
150	5.00	1.28
220	6.10	1.05
450	8.90	0.72
900	12.80	0.50
1500	16.80	0.38
1800	18.60	0.34
2000	19.60	0.33
2500	22.20	0.29
3000	24.80	0.26
5800	35.50	0.18



Construction Specification

	Material	Diameter(mm)
1.Inner Conductor	Solid Copper or Copper Clad Aluminium	3.61
2.Dielectric	Physical Foam Polyethylene	9.40
3.Outer Conductor	Bonded Aluminum Foil + Tinned Copper Braid	10.29
4.Jacket	Black PVC or Polyethylene	12.70

Electrical Characteristics

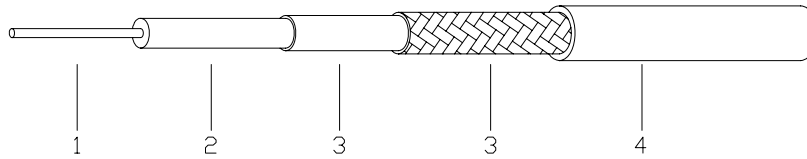
Capacitance(PF/m)	77.1
Impedance(ohm)	50
Velocity (%)	86
Inner Conductor DC Resistance(Ω /km)	1.68
Outer Conductor DC Resistance(Ω /km)	4.17
Shielding Effectiveness(dB)	>90

Mechanical Characteristics

Min.Bend Radius (mm)	64
Storage Temp.($^{\circ}$ C)	-25 to +70
Installation Temp.($^{\circ}$ C)	-25 to +70
Operating Temp($^{\circ}$ C)	-25 to +70

Attenuation & Average Power @ 20 $^{\circ}$ C and Seal Leavel

Frequency(MHz)	Attenuation(dB/100m)	Avg.Power(KW)
30	1.80	2.72
50	2.30	2.13
150	4.00	1.22
220	4.90	1.00
450	7.10	0.69
900	10.30	0.48
1500	13.60	0.36
1800	15.00	0.33
2000	15.90	0.31
2500	18.00	0.27
3000	19.70	0.25
5800	29.10	0.17



Construction Specification

	Material	Diameter(mm)
1.Inner Conductor	Solid Copper or Copper Clad Aluminium	4.47
2.Dielectric	Physical Foam Polyethylene	11.56
3.Outer Conductor	Bonded Aluminum Foil + Tinned Copper Braid	12.50
4.Jacket	Black PVC or Polyethylene	14.99

Electrical Characteristics

Capacitance(PF/m)	76.8
Impedance(ohm)	50
Velocity (%)	87
Inner Conductor DC Resistance(Ω /km)	1.09
Outer Conductor DC Resistance(Ω /km)	3.94
Shielding Effectiveness(dB)	>90

Mechanical Characteristics

Min.Bend Radius (mm)	75
Storage Temp.($^{\circ}$ C)	-25 to +70
Installation Temp.($^{\circ}$ C)	-25 to +70
Operating Temp($^{\circ}$ C)	-25 to +70

Attenuation & Average Power @ 20 $^{\circ}$ C and Seal Leavel

Frequency(MHz)	Attenuation(dB/100m)	Avg.Power(KW)
30	1.40	4.93
50	1.80	3.83
150	3.20	2.16
220	3.90	1.77
450	5.60	1.23
900	8.20	0.84
1500	10.90	0.63
1800	12.10	0.57
2000	12.80	0.54
2500	14.50	0.48
3000	15.70	0.44
5800	23.80	0.29